

# X-Rays Show Structural Changes After Biomodulator ANS Reset Treatment

Data provided by Ali Al-Tubaikh, MD  
Sabah Hospital, Kuwait City, Kuwait

# Jarrah Ali Al-Tubaikh, MD

Specializes in radiological diagnostics of rare disorders

German Board of Radiology

Sabah Hospital, Kuwait City, Kuwait

Sees rare and difficult cases referred to him to determine if the source of their pain can be identified by X-ray.

# Tennant Biomodulator™ Device

## drug free, non-invasive pain relief

Used with patients and co-workers at his hospital as well as with friends, all of whom suffer with severe unresolved pain symptoms

Word of the “miracle” treatment spread

Takes images before and after treatment to document changes that have taken place after Biomodulator treatment.

“It is hard to argue against radiological images because the evidence is clear; it is not placebo anymore.”

# Bowling Ball Syndrome – Sphenoid Malalignment

The body will always put the upper cervical vertebra under the center of gravity of the head to keep the head upright.

When the sphenoid bone is malaligned, the other cranial bones follow.

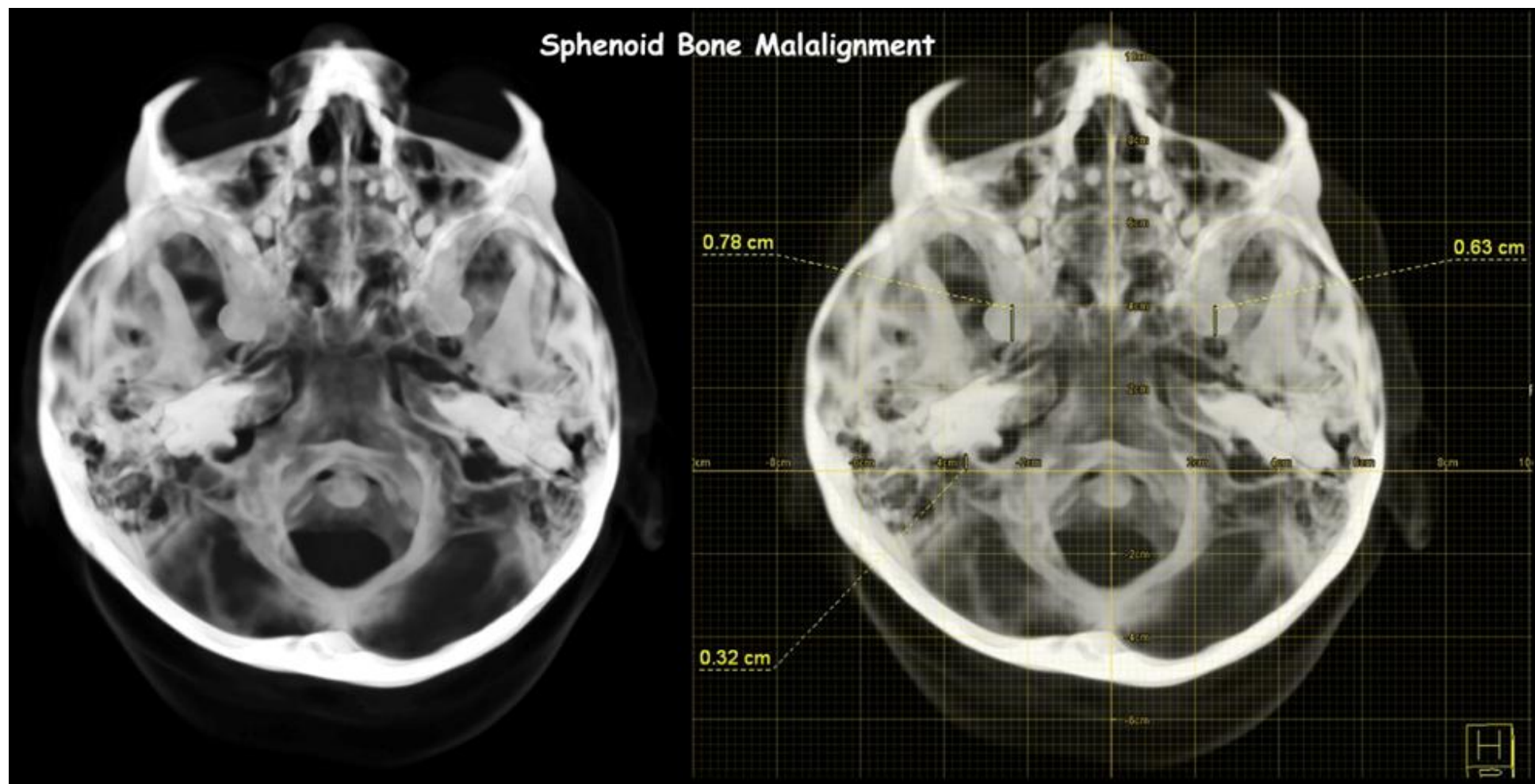
This moves the center of gravity of the skull and causes the following compensating changes.

It is theorized that these changes may cause pain, reduced functionality, and stress on a variety of physical systems.

# Sphenoid Malalignment Symptoms

- C1-C2 moved sideways causing persistent headaches and neck aches.
- Curvature of spine causing extrusion of disks.
- Migraine headaches.
- Pelvis is rotated with pain in lower back.
- Rotated pelvis can cause joint issues on one hip-knee-ankle with disproportionate weight distribution.
- One shoulder is higher than the other.
- “Locking” of the craniosacral pump causes the entire nervous system to have stagnant cerebrospinal fluid.
- One scapula is higher than the other. This can lead to interscapular pain during driving, for instance.
- One ear canal is lower than the other.
- Obstruction of ocular canal can increase intraocular pressure and cause vision issues.
- Kinking of Eustachian tubes can lead to increased ear infections.
- Sinus and nasal obstructions, including snoring.
- Jaws may move, causing TMJ.
- Eyelid may droop (ptosis).

# Sphenoid bone alignment Before / After ANS Reset treatment 2 minutes

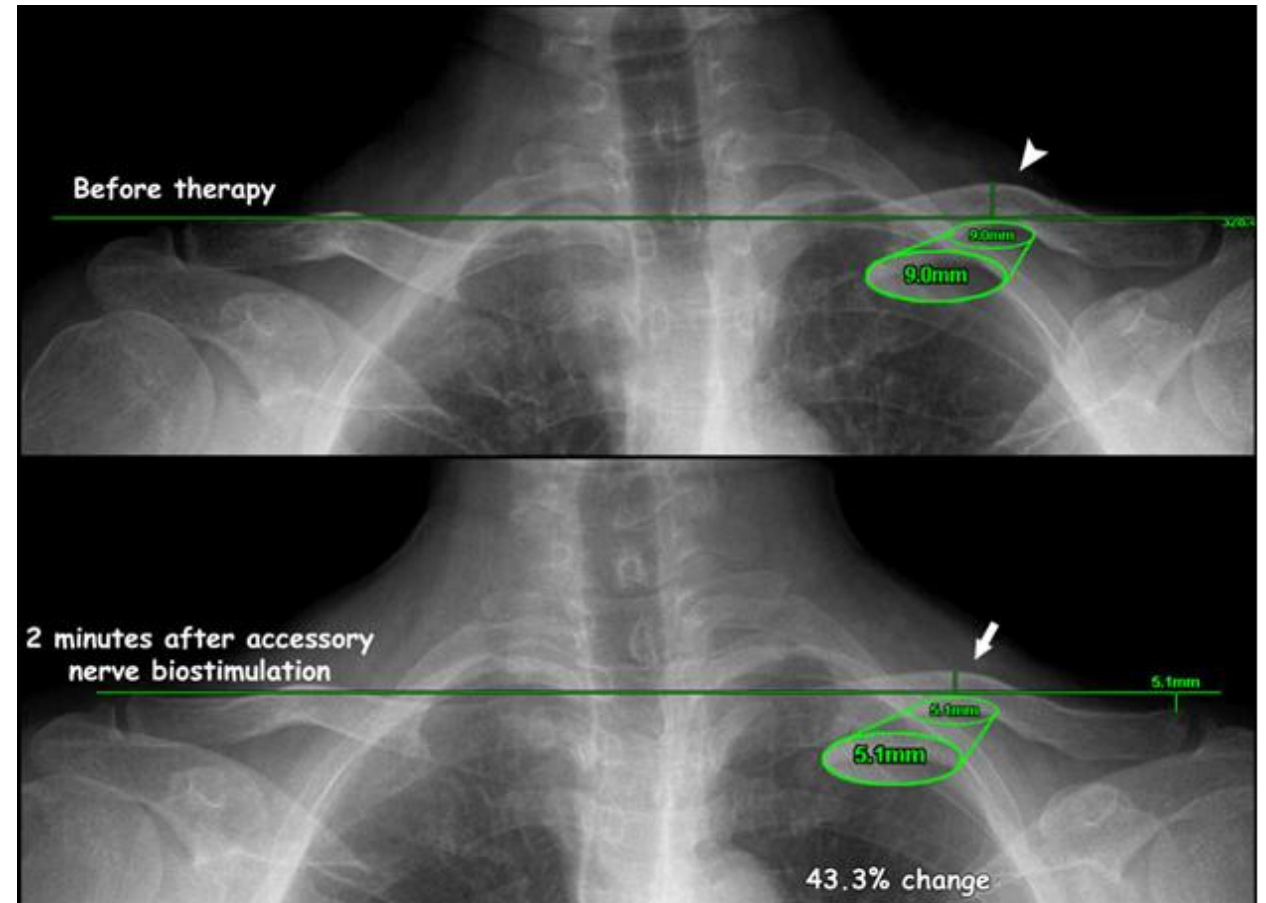


# Case 1: 43% change in malposition

Patient suffered from neck and left shoulder pain.

“Her initial X-ray shows a left clavicular mild malposition,” Dr. Al-Tubaikh’s said.

“I gave her two minutes cervical bio-stimulation with the Biomodulator set at Infinity mode at a comfortable power level.”





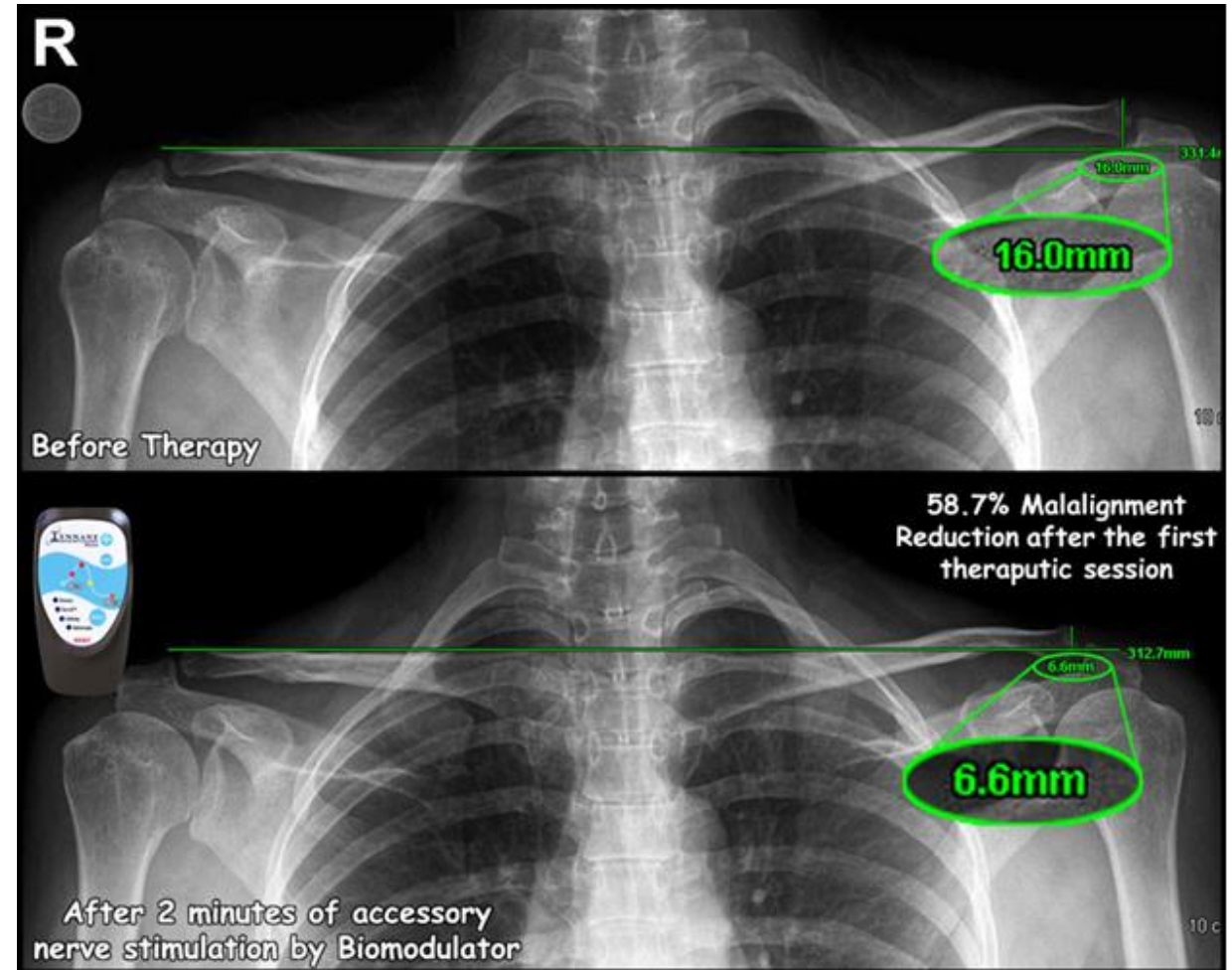
# Case 2: 59% change in malposition

Patient with severe shoulder and back pain arrived.

“X-rays showed that her shoulder is tilted to the left and her pelvis is tilted to the right,” he said.

“I used the Biomodulator on her neck for correcting the Bowling Ball Syndrome, and I did X-rays after the first session.

The radiographic findings are amazing.”



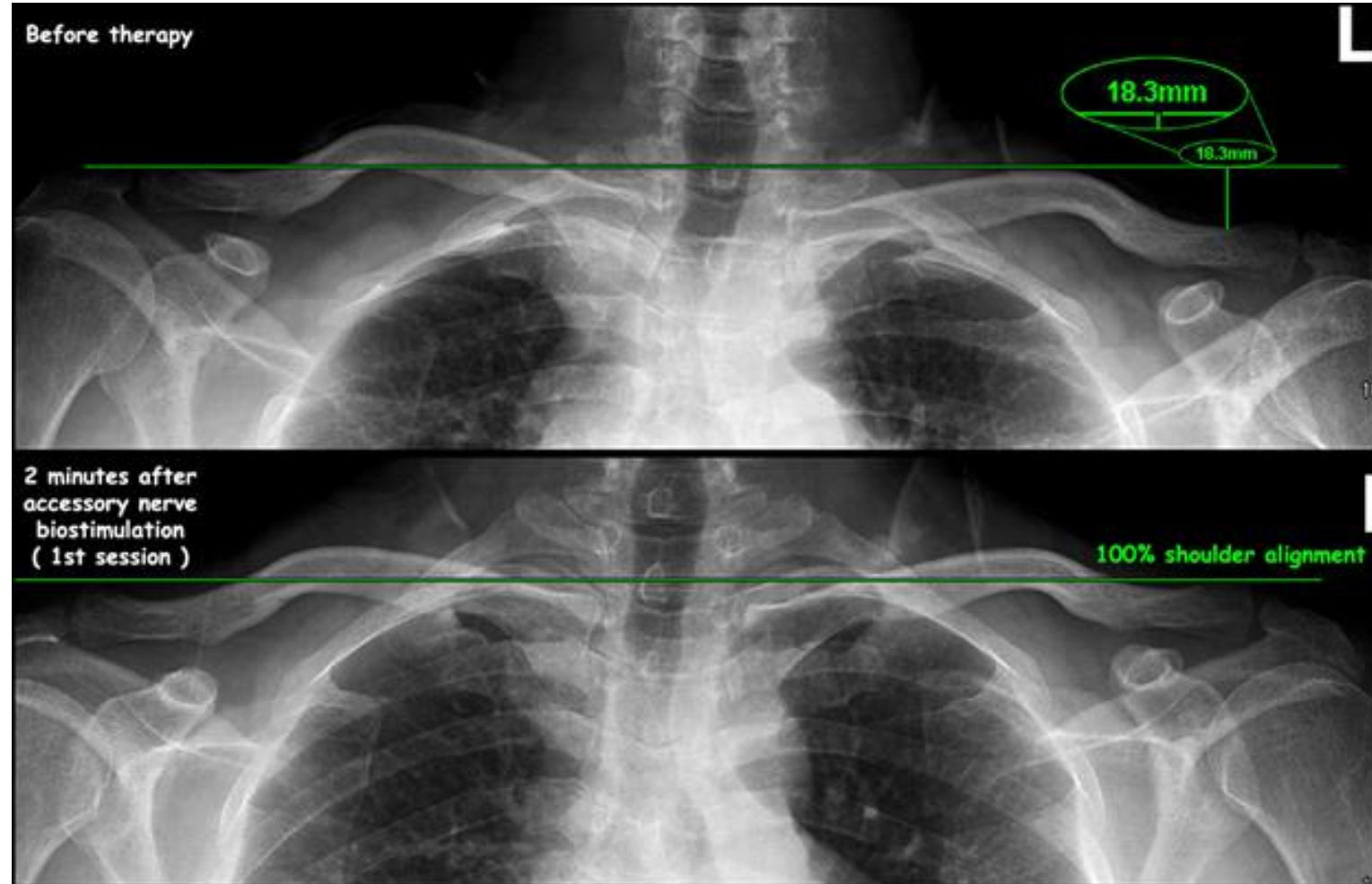


# Case 3: 100% shoulder alignment

Compare the “before” X-rays, to the images taken following the Biomodulator treatment.

Shoulders are leveled.

Spinal column is much straighter.



# ANS Reset treatment

- Simple non-invasive, cranial-sacral adjustment technique
- Cost effective and efficient
- Lead with this ANS (Autonomic Nerve System) Reset technique to treat the Bowling Ball Syndrome

# Case 4: Spinal alignment correction and improved gait with ANS Reset (Bowling Ball) technique

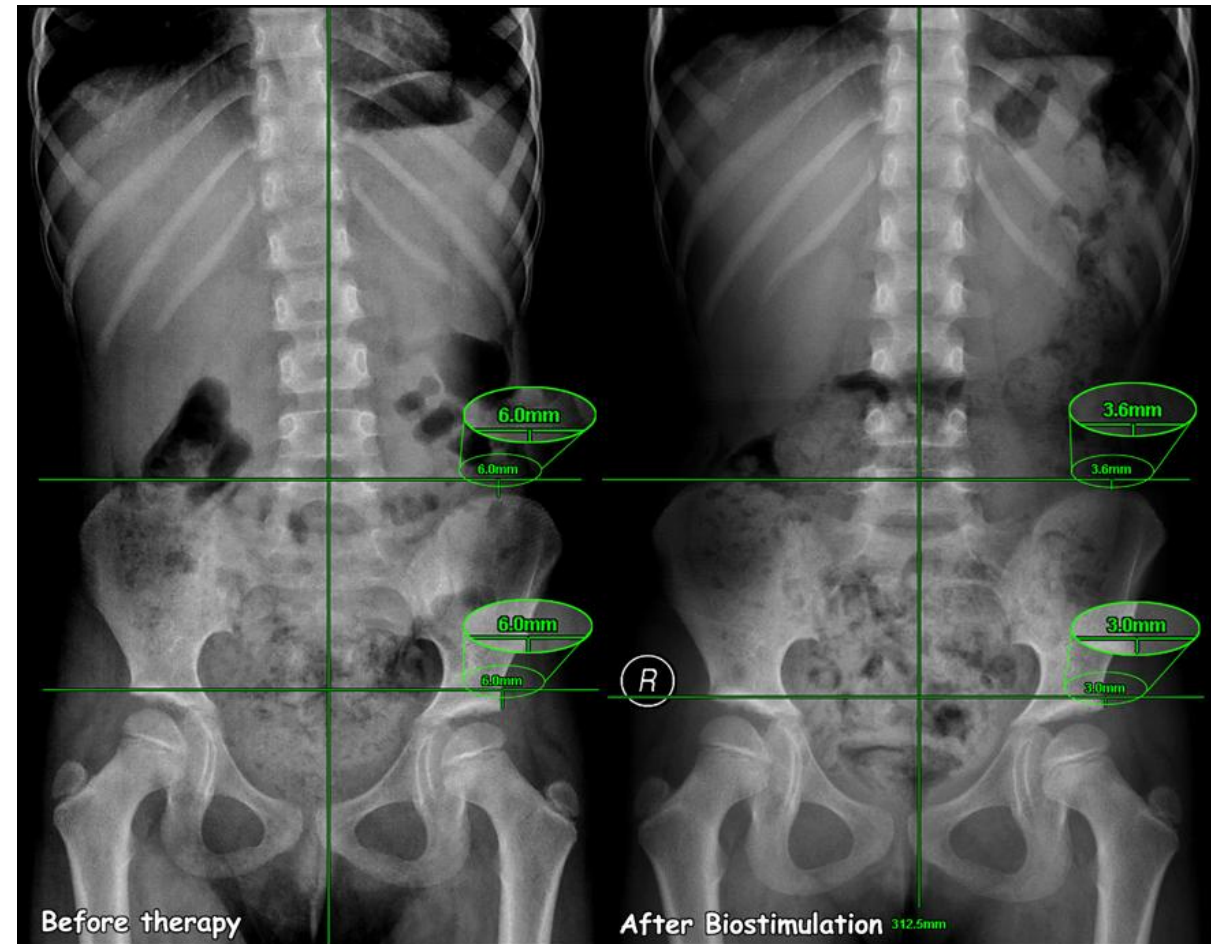
Seven-year old female with an abnormal gait

Previously examined by the pediatric, genetic, and neurology departments

Examinations were normal including brain MRI and muscle electromyography (EMG).

Before treatment, her whole spine was shifted to the right side and her hip was shifted to the left.

Treating the Bowling Ball Syndrome with the Tennant Biomodulator™, on her neck, corrected her whole spinal alignment. Dr. Al-Tubaikh and his radiographers were amazed!! As her daughter started to move with a normal gait, the mother started to cry. The child was referred to a chiropractor for further treatments.



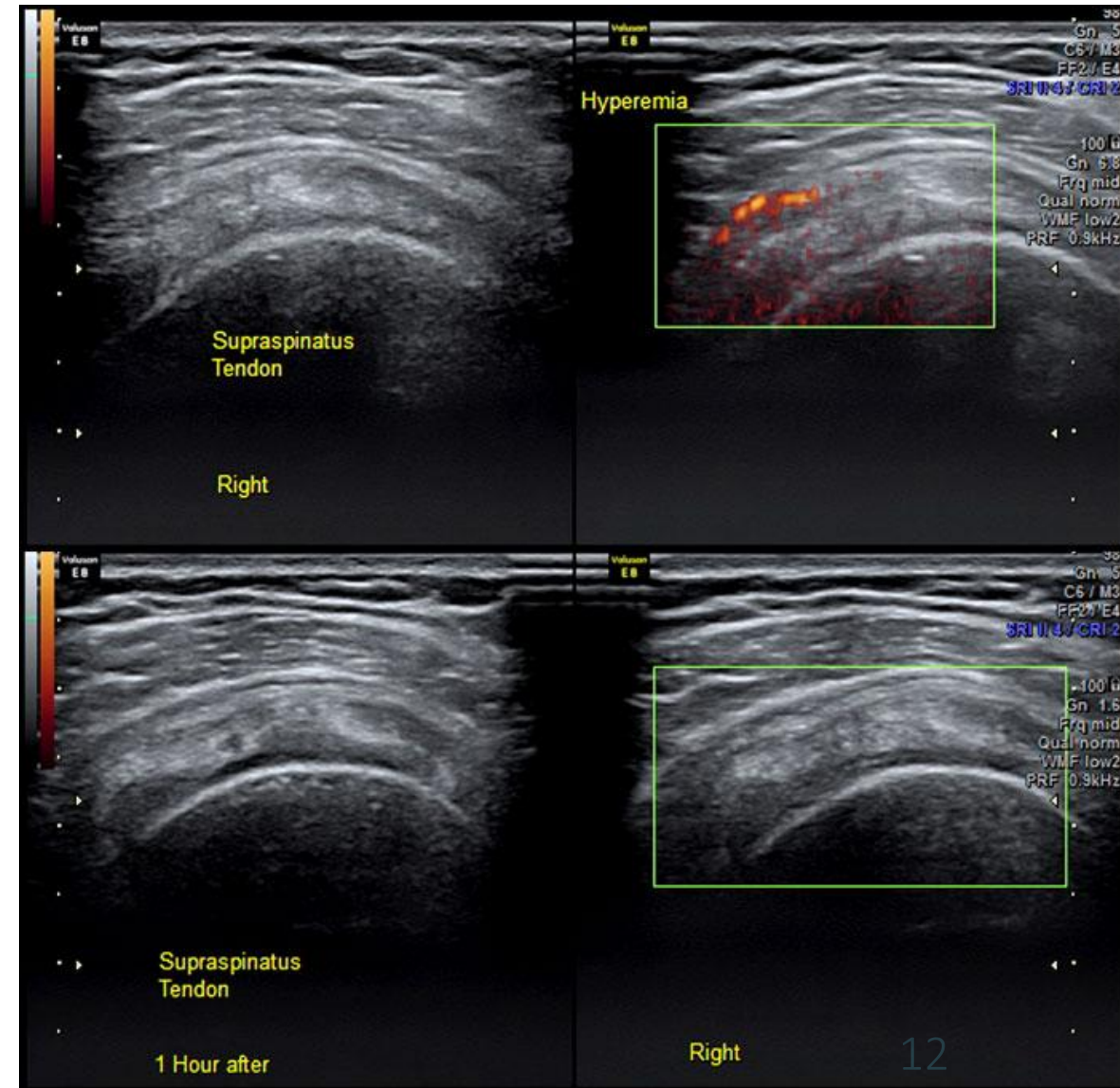
# Case 5: Reduction of inflammation

28 year old female patient had a history of rheumatoid arthritis with stiffness and extreme pain.

Patient's shoulder was imaged by musculoskeletal ultrasound which revealed one of her shoulder tendons (Supraspinatus) was inflamed. Inflammation can be imaged by a technique called "Power Doppler," where the machine indicates the power of blood perfusion in the area, which is typically high for inflamed tissues (Hyperemia) and normal in normal tissues.

Inflammation is seen as a red signal within the examined tissue; this signal is NOT seen in normal tissues. The Biomodulator's Infinity mode was applied with self-adhesive, conductive electrode pads on her shoulder for one hour. After the one-hour treatment, her shoulder was re-imaged revealing the hyperemia was gone indicating the inflammation had subsided.

The patient reported being completely pain-free. While stiffness persisted, it had improved.





# Additional Case Summaries

“Really, I didn't expect such a profound effect on patients. I used the Biomodulator for three consecutive days at the hospital as word of mouth spread. In three days I have treated the following:

- Nurse with **severe low back pain**: She is seeing a chiropractor. I used the Biomodulator in **Ten-8 mode for 7 minutes**. She had complete **relief of pain for more than 36 hours** – the first time she's been pain free for that long in years.
- A radiographer colleague had **two disc protrusions in his neck, causing severe numbness in the hand for the past six months**. I used the Biomodulator for **2 minutes in Ten-8 mode in the disc area and 3 minutes on the hand**. The result was approximately a **50% decrease in numbness**. He asked for additional treatments in the future.
- A patient with **chronic abdominal pain due to an ugly abdominal scar that had entrapped the nerves**. She has had surgery to relieve the pain with partial improvement. The patient presented with severe pain. I used the Biomodulator to treat her. She was **pain-free in three minutes and called it “a magic trick.”**

# Tennant Biomodulator™ Technology

Produces unique, pulsed high-voltage, biphasic damped sinusoidal microcurrent electro-stimulation designed with proprietary set of frequency patterns developed by Jerry Tennant, MD.

FDA-cleared for the symptomatic relief and management of chronic, intractable pain and adjunctive treatment in the management of post-surgical and post-traumatic pain.

Uses different neural paths and a different wave form than a traditional TENS device. Rather than just masking pain, the Biomodulator targets C-fibers of the nervous system (most TENS devices work on the A- and B-fibers). C-fibers stimulate the production of neuropeptides and other regulatory peptides, which the body uses to heal itself.<sup>5</sup>

# Conclusion: Biomodulator for ANS Reset

The differences of before and after images following the Bowling Ball Syndrome treatment using the Tennant Biomodulator™ can be objectively measured via radiological images revealing measureable changes in the structure and tissue.

Reduction of inflammation is shown by Doppler imaging of soft tissue injuries.

While Dr. Al-Tubaikh's results are anecdotal, his "before" and "after" X-rays show structural changes in the body after Biomodulator treatments.

Patients report immediate decrease in pain.

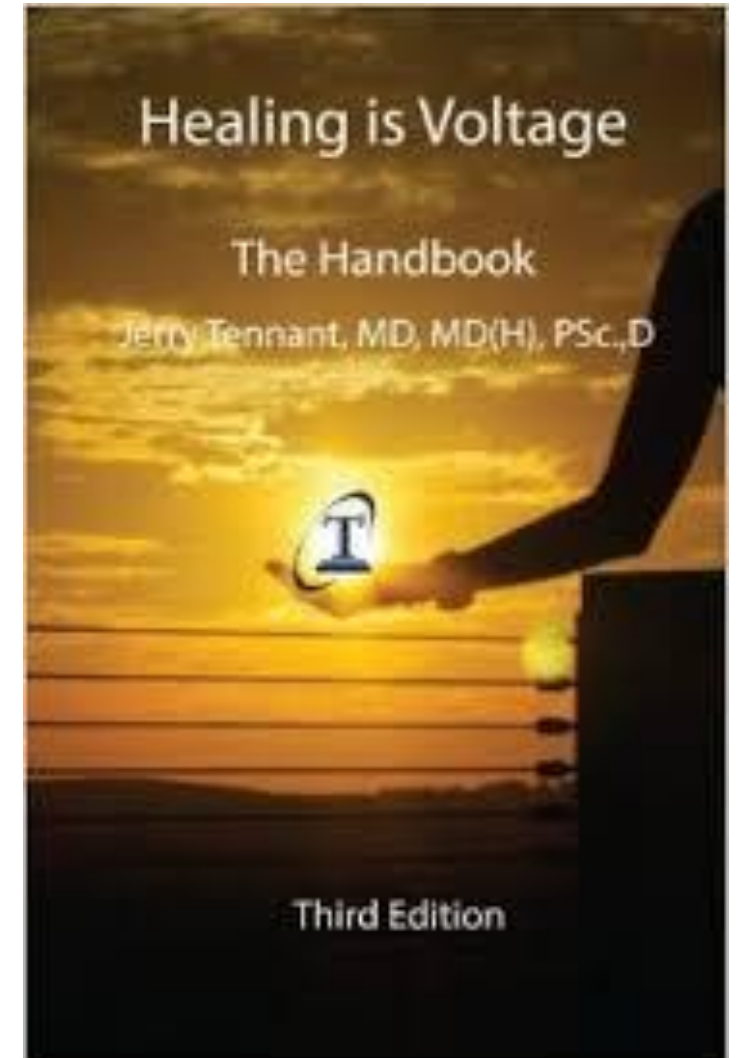


# Dr. Jarrah Ali Al-Tubaikh

- internist, surgeon and currently well-regarded radiologist,
- trained in Germany (LMU Klinikum Grosshadern, Munich),
- now working at a Kuwaiti-government (Al-Sabah) hospital.
- several publications to his credit, including the texts
  - *Congenital Diseases and Syndromes: An Illustrated Radiological Guide* (Springer; 2009) and
  - *Internal Medicine: An Illustrated Radiological Guide* (Springer; 2010).

# Dr. Jerry Tennant

- Teaches courses, presents at medical conferences, and continues to see patients at the Tennant Institute for Integrative Medicine.
- Authored several books including *Healing is Voltage Handbook* (2010) and *Healing Eye Diseases* (2011),
- Interviews can be seen on Healing Quest news magazine televised on PBS.



# Senergy Medical Group

9901 Valley Ranch Parkway, Suite 1009

Irving, Texas, 75063

USA

[www.senergy.us](http://www.senergy.us)

972-580-0545